



CHARTING THE COURSE:

**FOOD SECURITY AND TRADE
IN THE ASIA-PACIFIC & LAC REGION**

www.iadb.org/trade

Food Security and Trade Policies: A View from Russia

Eugenia Serova
Investment Centre FAO
eugenia.serova@fao.org



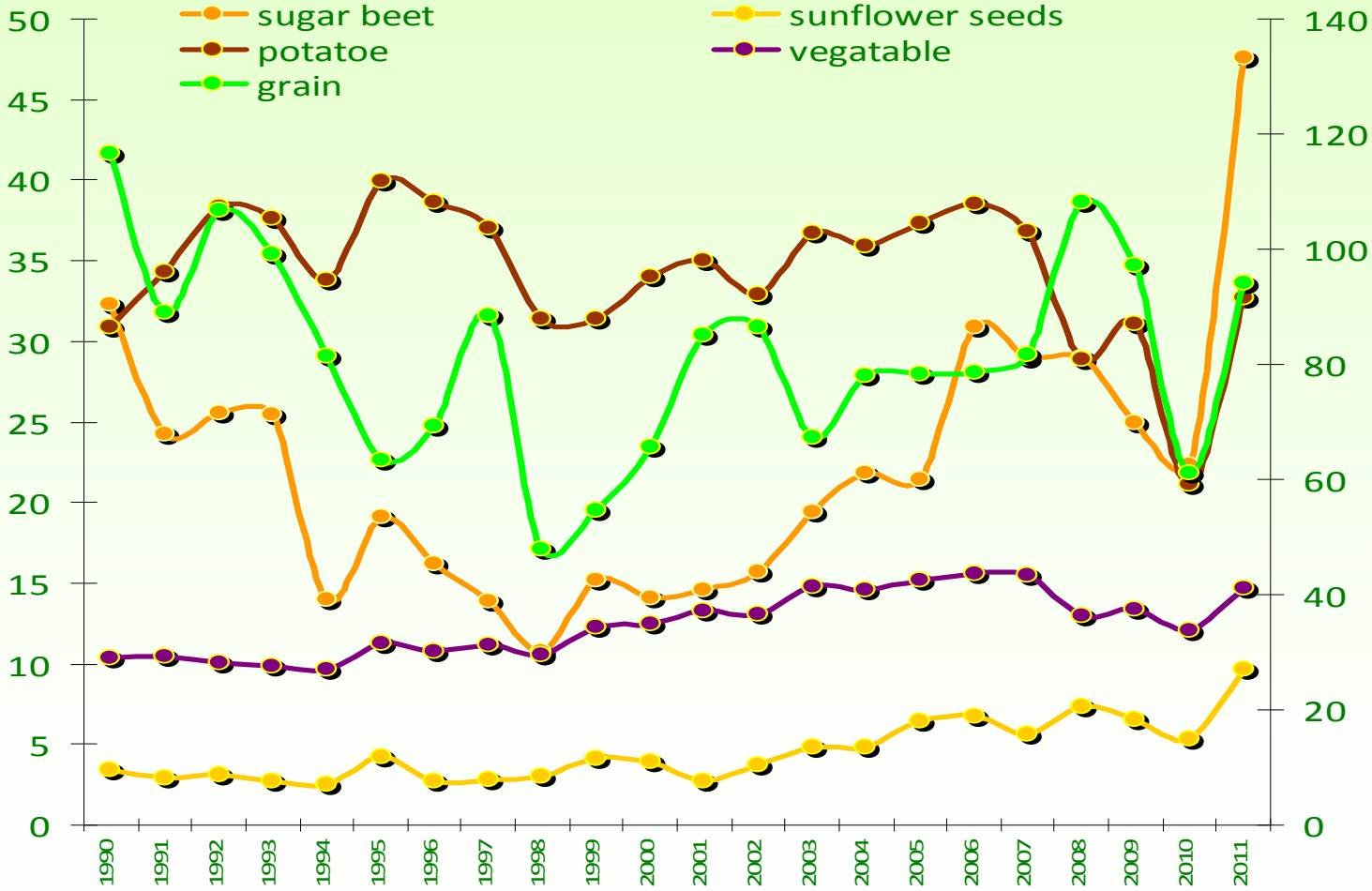
- **Food security situation in Russia**
- **Implications of WTO accession for Russian food and ag. sector and trade**
- **Russia's Presidency of APEC & priorities for the food security discussions within APEC – upcoming APEC meetings in Russia**

Food security situation in Russia



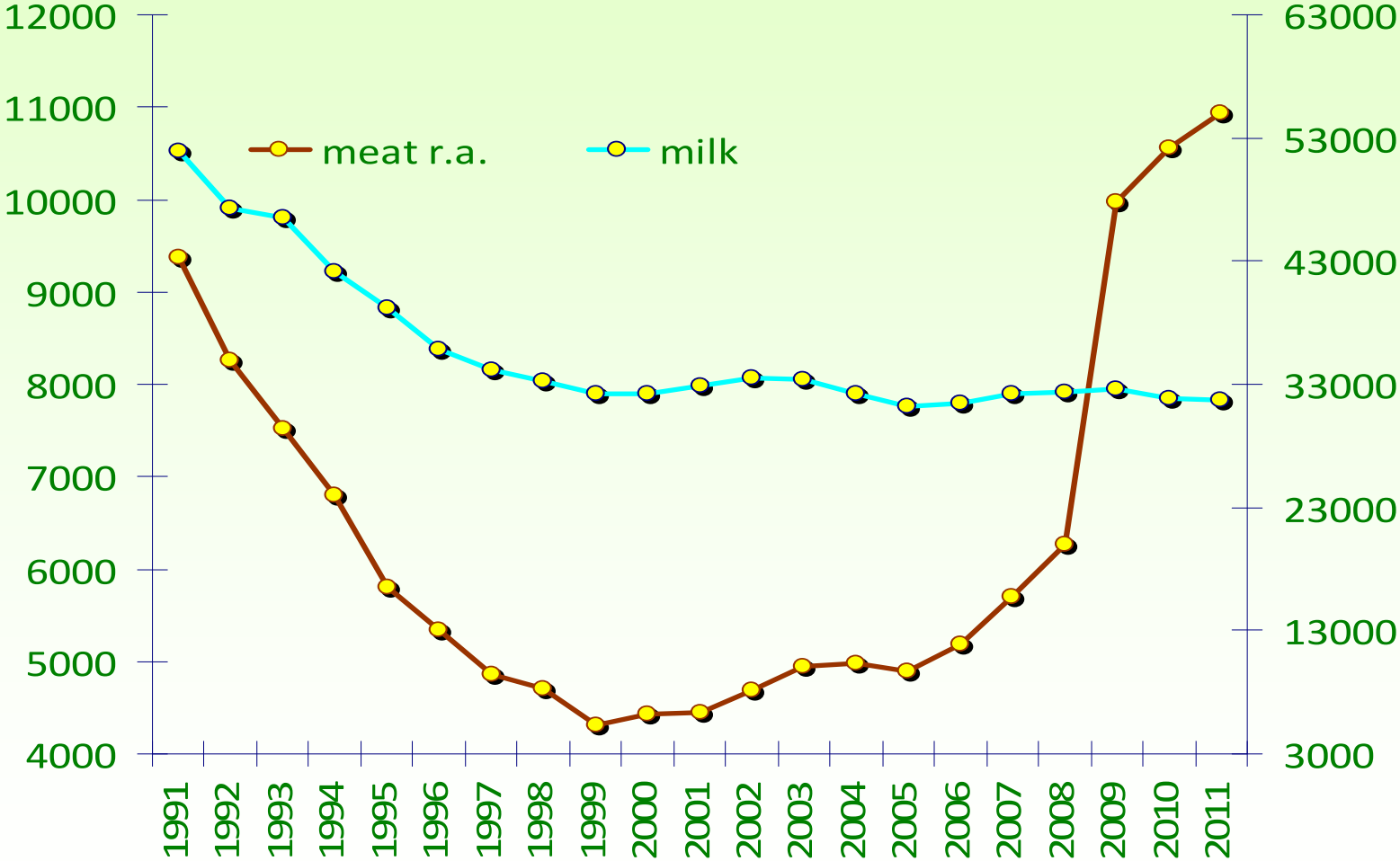
Food security situation in Russia

Crop production




Food security situation in Russia

Animal products



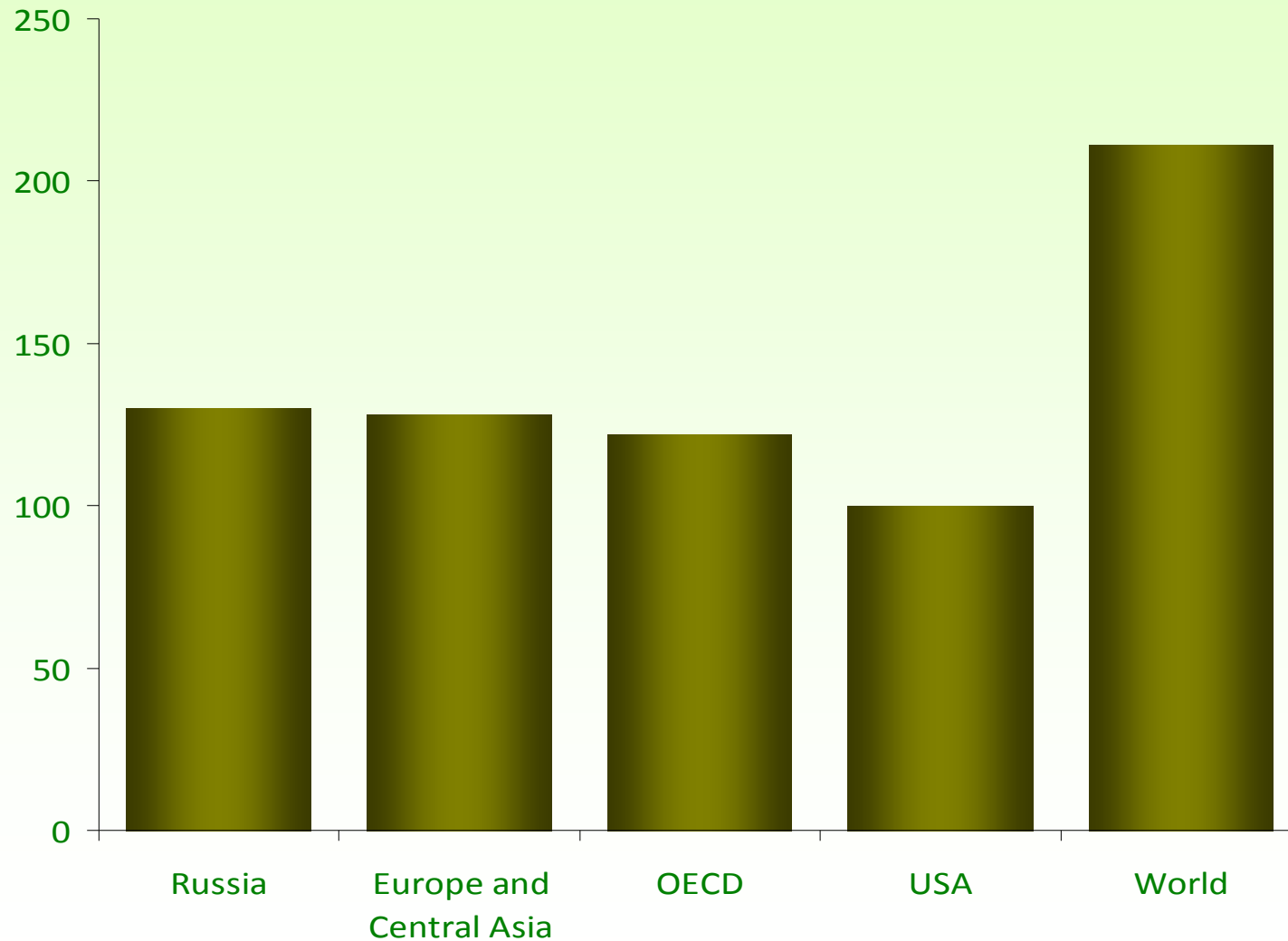
Food security situation in Russia

Agri-Food Trade



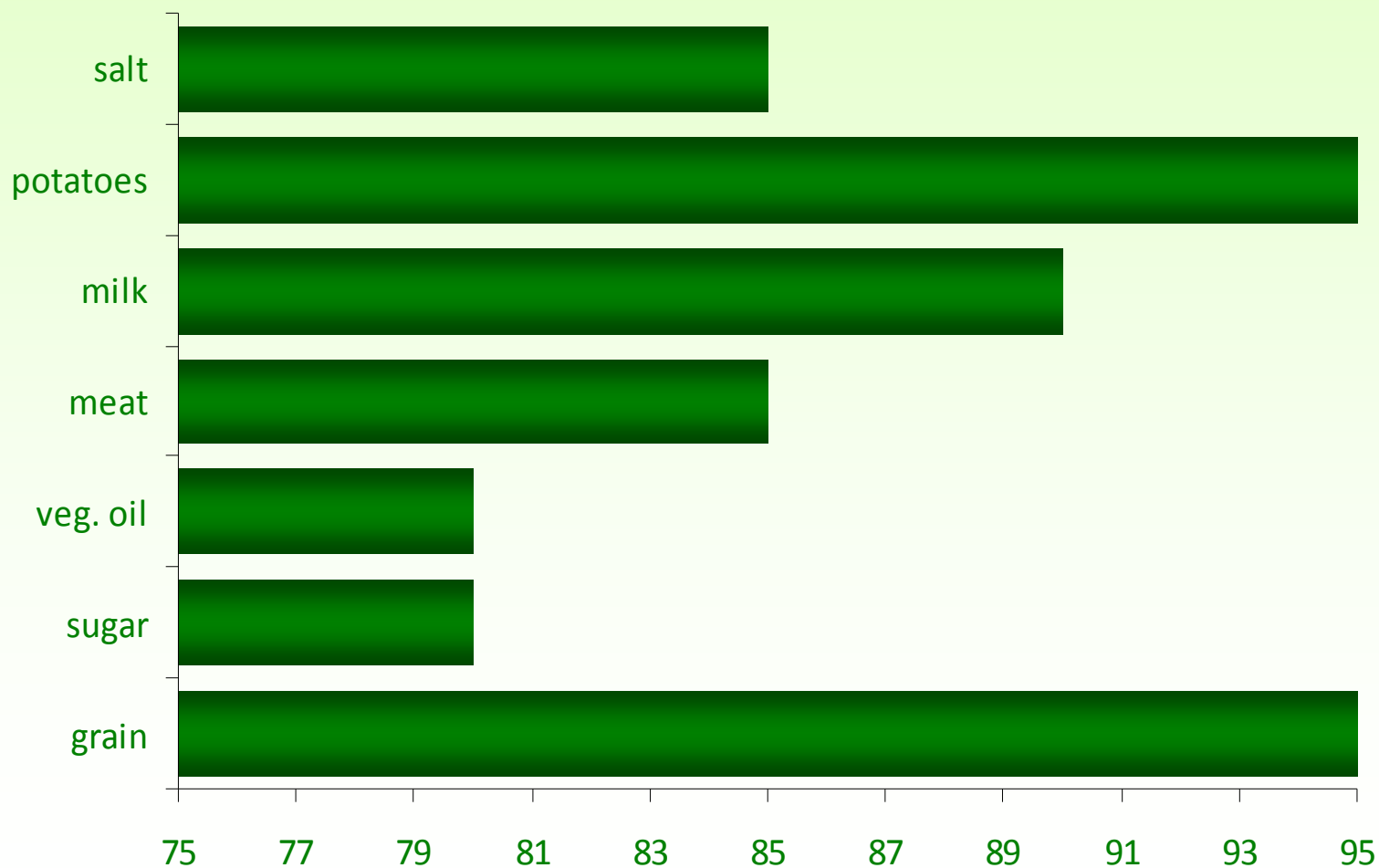
Food security situation in Russia

Depth of hunger (kilocalories per person per day), 2008



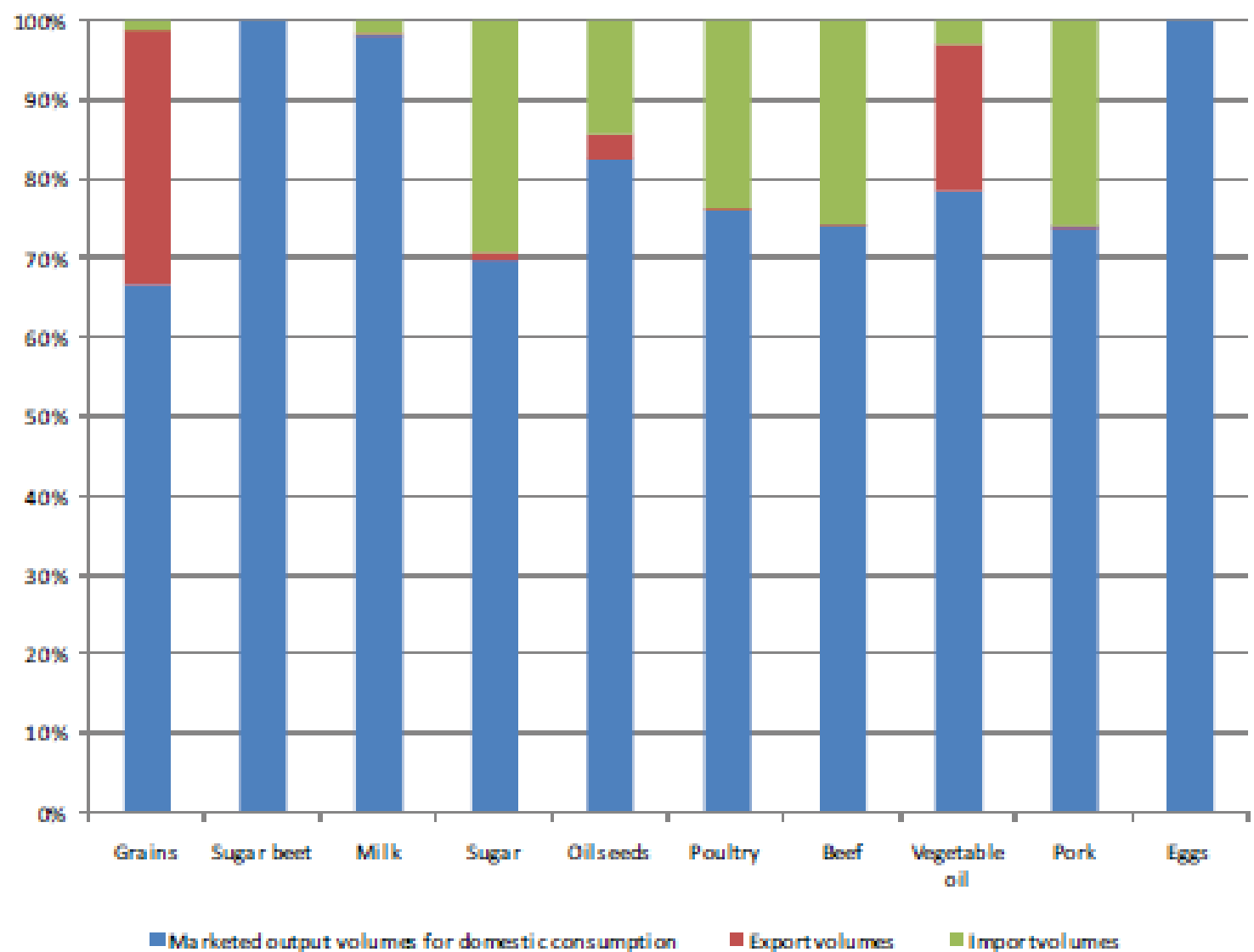
Food security situation in Russia

Food Security Doctrine, Jan 2010: indicator- share of domestic production in overall consumption



Food security situation in Russia

Structure of the average market volumes of main agricultural and food commodities in 2008-2010, %



Implications of WTO accession

Russia: Total AMS commitments

Years	2012	2013	2014	2015	2016	2017	2018 and beyond
USD billion	9.0	9.0	8.1	7.2	6.3	5.4	4.4

Russia: Domestic support, USD billion

	2006	2007	2008	2006-2008 avg
Annex 2 of the Agreement on Agriculture ("green box")	1.8	2.0	2.4	2.1
Total AMS support	3.8	3.9	5.7	4.4

Implications of WTO accession

Simple average tariff, %

	Applied rates					Final bound rates
	2000	2007	2008	2009	2010	
Russia*	9.9	14.6	14.2	13.2	13.5	10.8
Ukraine	-	23.0	13.0	9.7	9.8	11.0
Argentina	15.0	10.2	10.3	10.3	10.3	32.4
Brazil	15.6	10.3	10.2	10.2	13.7	35.4
China*	15.9	15.8	15.6	15.6	15.6	15.7
India	47.4	34.4	32.2	31.8	31.8	113.1
South Africa	5.8	9.2	9.3	8.9	9.0	39.5

Russia: Simple average MFN, %

	2001	2005	2010	Final Bound Rate	Tariff reduction percentage
Dairy products	14.9	16.2	16.6	14.9	10.2
Cereals	-	-	13.1	9.1	30.5
Cereals and preparations	9.7	13.1	14.2	10.5	26.1
Oilseeds, fats and oil	7.2	9.4	8.5	7.6	10.6
Coffee and tea	11.1	11.5	9.2	8.9	3.3
Sugar and confectionery	5.0	21.9	16.5	11.8	28.5

Implications of WTO accession

Russia: Tariff rate quotas

Products	In-quota rate (%)	Out of quota rate (%)	Volume of TRQ (tonnes)
Beef (0201)	15	55	40000
Beef (0202)	15	55	530000
Pork (except 0203 29 550 2,0203 29 900 2)	0	65	400000
Pork trimming (0203 29 550 2,0203 29 900 2)	0	65	30000
Poultry Meat (0207 14 200,0207 600)	25	80	250000
Poultry Meat (0207 14 100)	25	80	100000
Poultry Meat (0207 27)	25	80	14000
Whey (0404 10 120,0404 10 160)	10	15	15000

Other trade agreements


- Customs Union with Belarus and Kazakhstan (6 Oct 2007)
- Common Economic Zone (1 Jan 2012)
- Free trade agreement with New Zealand

Russia's Presidency of APEC & priorities for the food security discussions within APEC

APEC-2012 Priorities

- **trade and investment liberalization**, facilitating business, intensifying regional economic integration, and ensuring personal security
- **food security** to be achieving and maintaining physical and economic access to food products, ensuring international standards of quality and safety, promoting increased food production through the introduction of innovative technologies, and promptly identifying and preventing threats to agriculture, including those related to climate change and emergencies, whether natural or man-made
- **establishing reliable supply** chain making commodities movement from producer to consumer less costly
- **cooperation on modernization** is in the interests of all APEC member economies

Russia's Presidency of APEC & priorities for the food security discussions within APEC



30 May - 31 May / 2012
Food Security Ministerial Meeting
Kazan, Russia

Aspiration to Reality: Building Sustainable Food Security:

- *Strengthening confidence in agricultural markets*
- *Promoting investment in agriculture*
- *Expanding food supply capacity*